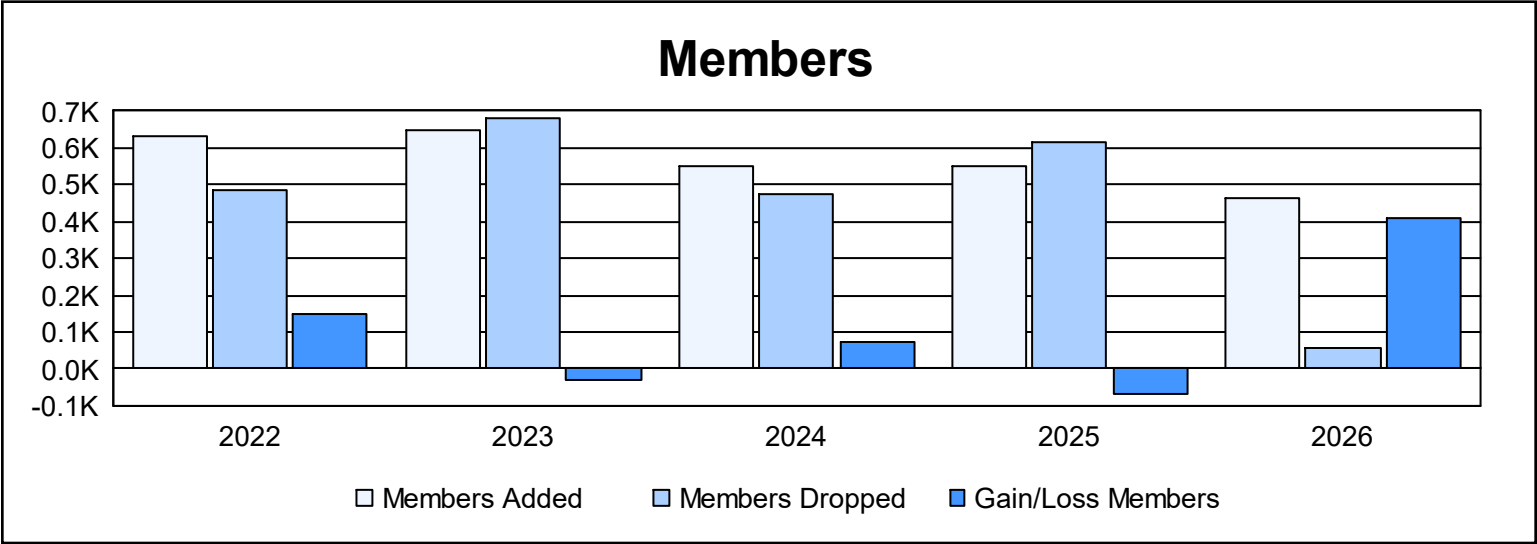
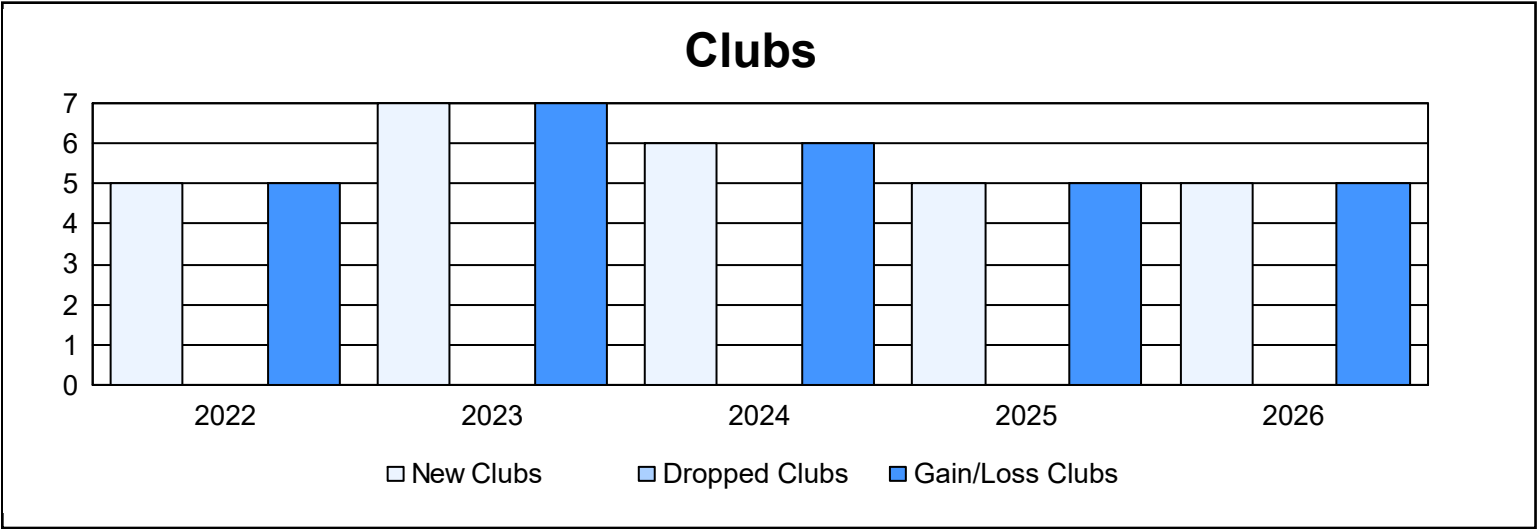
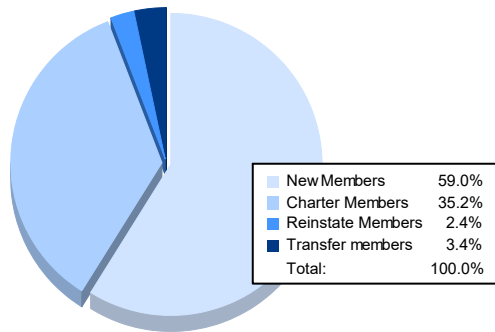


| Year      | New Clubs | Dropped Clubs | Gain/ Loss Clubs | New Members | Charter Members | Reinstate Members | Transfer Members | Total Member Added | Total Members Dropped | Gain/ Loss Members |
|-----------|-----------|---------------|------------------|-------------|-----------------|-------------------|------------------|--------------------|-----------------------|--------------------|
| 2021-2022 | 5         | 0             | 5                | 470         | 136             | 14                | 11               | 631                | 484                   | 147                |
| 2022-2023 | 7         | 0             | 7                | 359         | 229             | 41                | 20               | 649                | 682                   | -33                |
| 2023-2024 | 6         | 0             | 6                | 391         | 133             | 9                 | 15               | 548                | 475                   | 73                 |
| 2024-2025 | 5         | 0             | 5                | 343         | 115             | 54                | 39               | 551                | 617                   | -66                |
| 2025-2026 | 5         | 0             | 5                | 275         | 164             | 11                | 16               | 466                | 54                    | 412                |
| Average   | 6         | 0             | 6                | 368         | 155             | 26                | 20               | 569                | 462                   | 107                |



### Membership Composition November 2025 Cumulative



### Gender Composition November 2025 Cumulative

